

2020-21 Texas Academic Performance Report (TAPR)


District Name: HURST-EULESS-BEDFORD ISD

Campus Name: HURST J H

Campus Number: 220916043

2021 Accountability Rating: Not Rated: Declared State of Disaster

This page is intentionally blank.



Texas Education Agency
 2020-21 STAAR Performance (TAPR)
 HURST J H (220916043) - HURST-EULESS-BEDFORD ISD - TARRANT COUNTY

Due to the cancellation of spring 2020 STAAR, 2021 and 2019 STAAR data are shown.

	School Year	State	District	Campus	African American	Hispanic	White	American Indian	Asian	Pacific Islander	Two or More Races	Special Ed (Current)	Special Ed (Former)	Continuously Enrolled	Non-Continuously Enrolled	Econ Disadv	EB/EL (Current & Monitored)
End of Course Algebra I																	
At Approaches Grade Level or Above	2021	73%	83%	80%	81%	75%	86%	-	95%	40%	55%	63%	60%	83%	69%	76%	75%
	2019	85%	95%	95%	95%	95%	94%	*	100%	*	100%	71%	67%	96%	92%	95%	96%
At Meets Grade Level or Above	2021	41%	56%	44%	26%	37%	57%	-	70%	20%	27%	21%	40%	46%	37%	40%	40%
	2019	61%	80%	77%	77%	67%	82%	*	100%	*	90%	32%	44%	79%	67%	71%	70%
At Masters Grade Level	2021	23%	36%	25%	15%	21%	33%	-	40%	0%	18%	8%	20%	25%	25%	22%	24%
	2019	37%	58%	50%	44%	39%	57%										

Texas Education Agency
 2018-19 Progress (TAPR)
 HURST J H (220916043) - HURST-EULESS-BEDFORD ISD - TARRANT COUNTY

Due to the cancellation of spring 2020 STAAR, 2019 and 2018 progress data are shown.

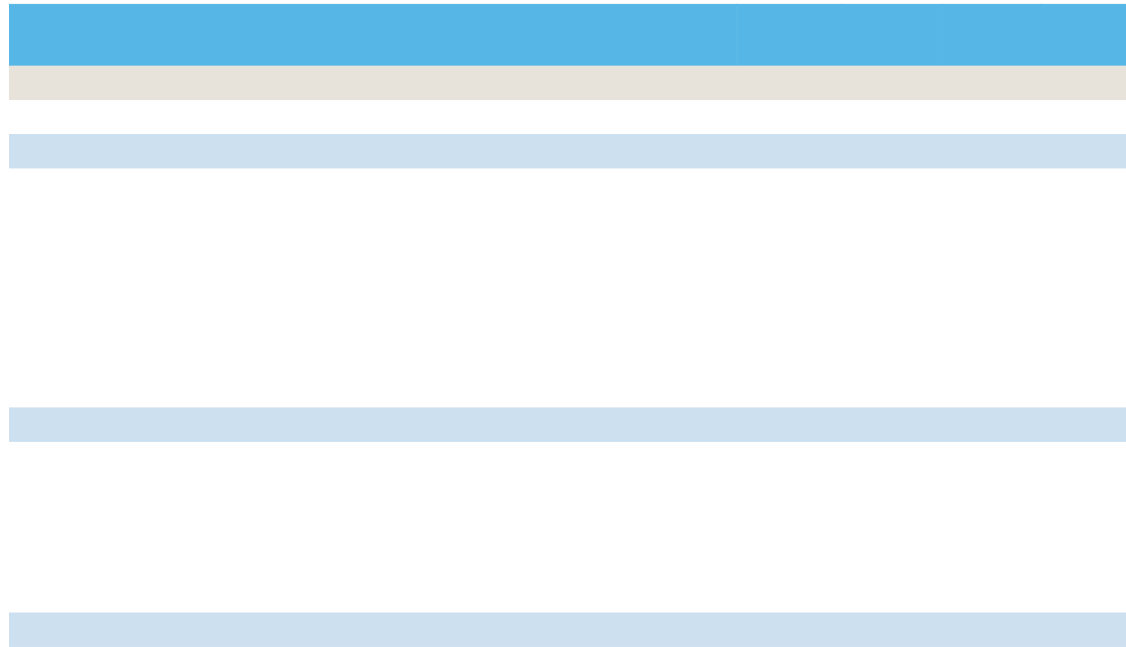
	School Year	State	District	Campus	African American	Hispanic	White	American Indian	Asian	Pacific Islander	Two or More Races	Special Ed (Current)	Special Ed	

Texas Education Agency
 2020-21 STAAR Participation (TAPR)
 HURST J H (220916043) - HURST-EULESS-BEDFORD ISD - TARRANT COUNTY

Due to the cancellation of spring 2020 STAAR, 2021 and 2019 STAAR data are shown.

	State	District	Campus	African American	Hispanic	White	American Indian	Asian	Pacific Islander	Two or More Races	Special Ed (Current)	Special Ed (Former)	Continuously Enrolled	Non-Continuously Enrolled	Econ Disadv	EB/EL (Current & Monitored)
2021 STAAR Participation (All Grades)																
All Tests																
Assessment Participant	88%	94%	90%	89%	93%	89%	0%	86%	94%	80%	91%	89%	90%	92%	91%	95%
Included in Accountability	83%	90%	86%	82%	89%	87%	0%	83%	89%	80%	89%	89%	88%	81%	86%	91%
Not Included in Accountability: Mobile	3%	3%	4%	6%	4%	2%	0%	2%	6%	0%	2%	0%	2%	9%	5%	3%
Not Included in Accountability: Other Exclusions																

Texas Education Agency
2020-21 Graduation Profile (TAPR)
HURST J H (220916043) - HURST-EULESS-BEDFORD ISD - TARRANT COUNTY



There is no data for this campus.

Texas Education Agency
2020-21 CCMR-Related Indicators (TAPR)
HURST J H (220916043) - HURST-EULESS-BEDFORD ISD - TARRANT COUNTY

There is no data for this campus.

Texas Education Agency
2020-21 Other Postsecondary Indicators (TAPR)
HURST J H (220916043) - HURST-EULESS-BEDFORD ISD - TARRANT COUNTY

	Academic Year	State	District	Campus	African American					

Texas Education Agency
 2020-21 Student Information (TAPR)
 HURST J H (220916043) - HURST-EULESS-BEDFORD ISD - TARRANT COUNTY

Student Information	Membership				Enrollment			
	Campus		District	State	Campus		District	State
	Count	Percent			Count	Percent		

--	--	--	--	--	--	--	--	--

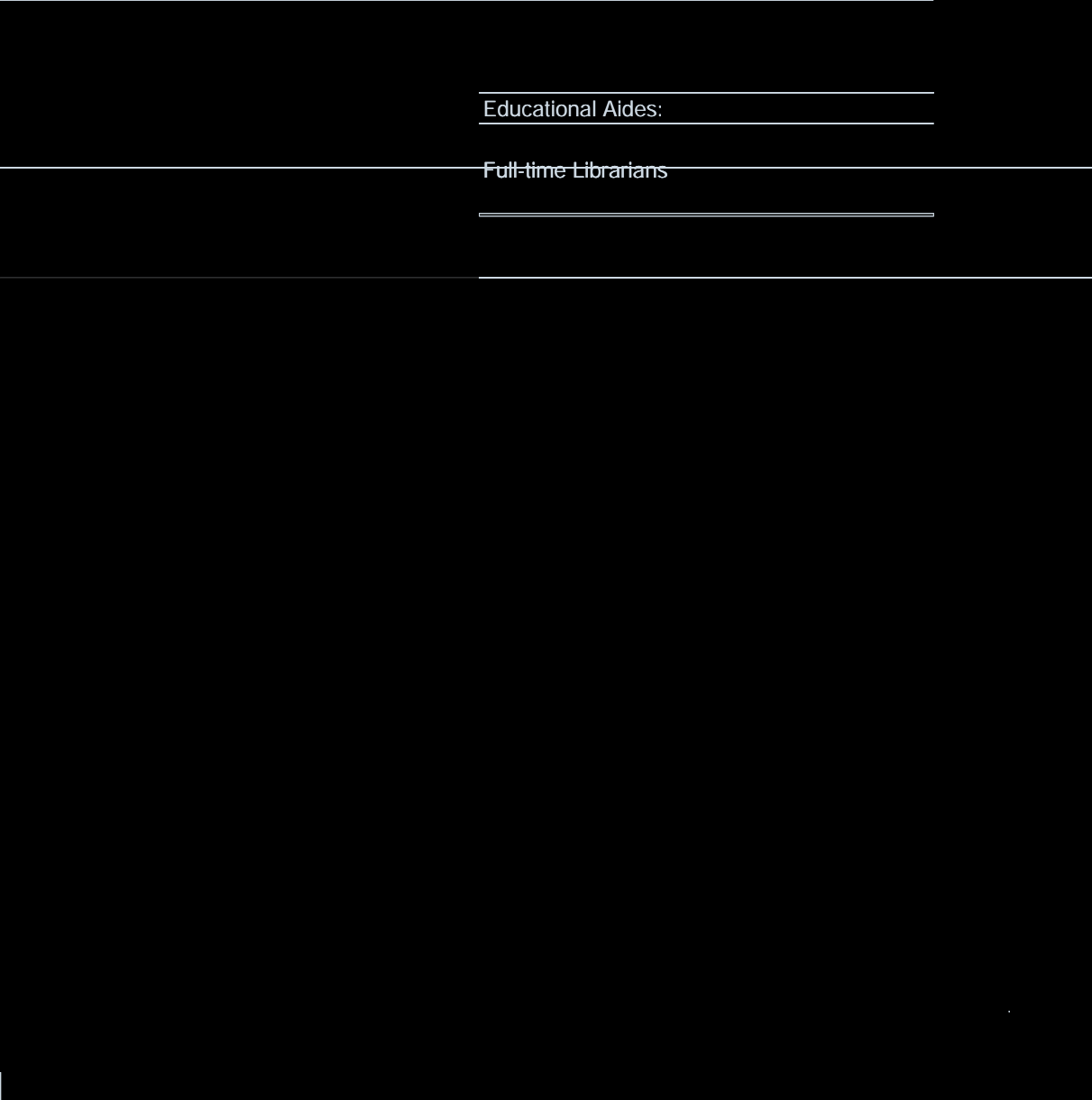
--	--	--	--	--	--	--	--	--


--	--	--	--	--	--	--	--	--

--	--	--	--	--	--	--	--	--

Texas Education Agency
 2020-21 Staff Information (TAPR)
 HURST J H (220916043) - HURST-EULESS-BEDFORD ISD - TARRANT COUNTY

Staff Information	----- Campus -----			District	State
	Count/Average	Percent			
Total Staff	72.1	100.0%	100.0%	100.0%	100.0%
Professional Staff:	67.2	93.2%	68.4%	64.3%	
		81.5%	54.5%	49.6%	
		7.4%	9.7%	10.6%	
		4.2%	2.8%	3.0%	
Educational Aides:		6.8%	8.0%	10.6%	
Full-time Librarians		n/a	25.0	4,290.0	
		n/a	0.0	582.0	
		n/a	44.0	13,211.0	
		n/a	0.0	1,126.0	





Texas Education Agency
2020-21 Staff Information (TAPR)
HURST J H (220916043) - HURST-EULESS-BEDFORD ISD - TARRANT COUNTY

- Indicates there are no students in the group.
- * Indicates results are masked due to small numbers to protect student confidentiality.
- ** When only one student disability or assessment group is masked, then the second smallest student disability or assessment group is masked regardless of size.
- n/a Indicates data reporting is not applicable for this group.
- ? Indicates that the data for this item were statistically improbable or were reported outside a reasonable range.

Link to: [PEIMS Financial Standard Reports 2019-20 Financial Actual Report](#)
(To open link in a new window, press the "Ctrl" key and click on the link.)